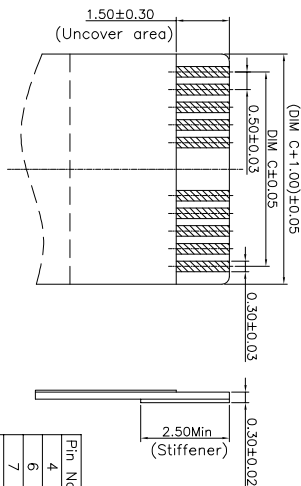
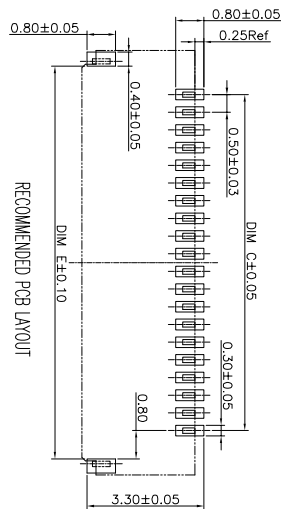
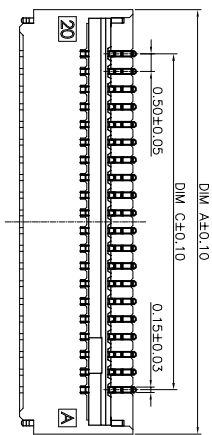
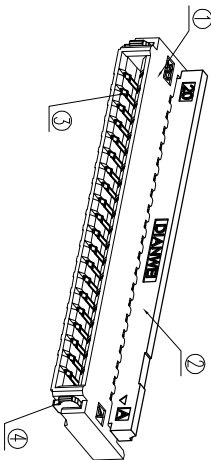
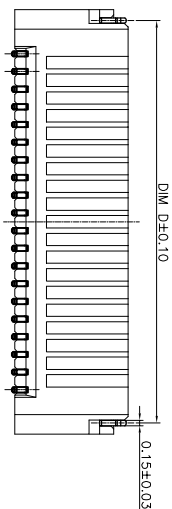
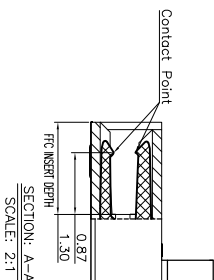
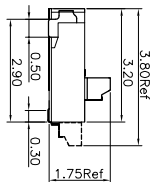
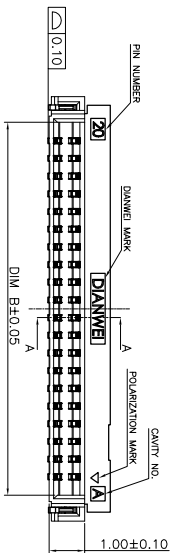


DRAWING TYPE CUSTOMER DRAWING



RECOMMENDED FFC/FPC

Pin No.	P/N	DIM A	DIM B	DIM C	DIM D	DIM E
4	8.07A0.004200	4.00	2.55	1.50	3.38	3.10
6	8.07A0.006200	5.00	3.55	2.50	4.38	4.10
7	8.07A0.007200	5.50	4.05	3.00	4.88	4.60
8	8.07A0.008200	6.00	4.55	3.50	5.38	5.10
9	8.07A0.009200	6.50	5.05	4.00	5.88	5.60
10	8.07A0.010200	7.00	5.55	4.50	6.38	6.10
11	8.07A0.011200	7.50	6.05	5.00	6.88	6.60
12	8.07A0.012200	8.00	6.55	5.50	7.38	7.10
14	8.07A0.014200	9.00	7.55	6.50	8.38	8.10
16	8.07A0.016200	10.00	8.55	7.50	9.38	9.10
18	8.07A0.018200	11.00	9.55	8.50	10.38	10.10
20	8.07A0.020200	12.00	10.55	9.50	11.38	11.10
22	8.07A0.022200	13.00	11.55	10.50	12.38	12.10
23	8.07A0.023200	13.50	12.05	11.00	12.88	12.60
24	8.07A0.024200	14.00	12.55	11.50	13.38	13.10
25	8.07A0.025200	14.50	13.05	12.00	13.88	13.60
26	8.07A0.026200	15.00	13.55	12.50	14.38	14.10
28	8.07A0.028200	16.00	14.55	13.50	15.38	15.10
30	8.07A0.030200	17.00	15.55	14.50	16.38	16.10
32	8.07A0.032200	18.00	16.55	15.50	17.38	17.10
34	8.07A0.034200	19.00	17.55	16.50	18.38	18.10
35	8.07A0.035200	19.50	18.05	17.00	18.88	18.60
36	8.07A0.036200	20.00	18.55	17.50	19.38	19.10
40	8.07A0.040200	22.00	20.55	19.50	21.38	21.10
42	8.07A0.042200	23.00	21.55	20.50	22.38	22.10
45	8.07A0.045200	24.50	23.05	22.00	23.88	23.60
50	8.07A0.050200	27.00	25.55	24.50	26.38	26.10
52	8.07A0.052200	28.00	26.55	25.50	27.38	27.10
56	8.07A0.056200	30.00	28.55	27.50	29.38	29.10
60	8.07A0.060200	32.00	30.55	29.50	31.38	31.10

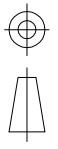


- FFC NOT MATING CONDITION BANNED CLOSURE
- PART NO. LEGEND:  
8.07A0.\*\*\*200
- SERIES NAME: 8.07A0-4.5MM FFC/FPC DUAL CONTACT SIDE CONNECTOR (H=1.0mm)
- CONTACT PIN NUMBER: \*\*\*=CONTACT PIN NUMBER
- CONTACT AREA PLATING SPEC: GOLD PLATING: 2=1~3u", 3=5u", 4=10u", 5=15u"  
SOLDER AREA PLATING SPEC: GOLD PLATING: 2=1~3u", 3=5u", 4=10u", 5=15u"
- UNSPECIFIED=NONSENSE
- PERFORMANCE:  
3.1: CURRENT RATING: 0.5A/PIN  
3.2: VOLTAGE RATING: 50V (AC/DC)  
3.3: CONTACT RESISTANCE: INITIAL VALUE 100OHM Max.  
3.4: INSULATION RESISTANCE: 500MOMH Min.  
3.5: DIELECTRIC WITHSTANDING VOLTAGE: 250V AC FOR 1MINUTE  
3.6: DURABILITY: 20 TIMES Min.  
3.7: OPERATING TEMPERATURE: -40°C ~ +85°C  
OPERATING HUMIDITY RANGE: 20% TO 85%

NO.	COMPONENTS	MATERIALS	FINISH/COLOR SPECIFICATION	QUANTITY
4	STATOR	PHOSPHOR BRONZE		2
3	TERMINAL	PHOSPHOR BRONZE		
2	COVER	THERMOPLASTIC U94V-0	BLACK	1
1	HOUSING	THERMOPLASTIC U94V-0	NATURAL	1

**DANWEI**

东莞市钿威电子科技有限公司  
DINGGUAN DANWEI ELECTRONIC TECHNOLOGY CO., LTD  
Tel: +86-769-8788 8322 Fax: +86-769-8788 8321 E-mail: danwei@188.com Http://www.danwei.cn



DRAWING NO: 8.07A0-C  
PART NAME: 0.5mm FFC/FPC DUAL CONTACT SIDE CONNECTOR (H=1.0mm)  
PART NO.: 8.07A0-\*\*\*200

UNLESS OTHERWISE SPECIFIED TOLERANCE	ANG	TOL	DIM	TOL
	.X	±3.0°	.X	±0.20
	.XX	±2.0°	.XX	±0.10
	.XXX	±1.0°	.XXX	±0.05

NOTE: ALL RIGHTS RESERVED, BANNED COPY!