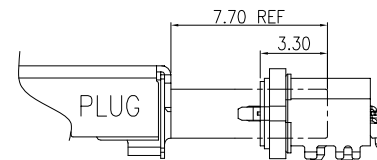
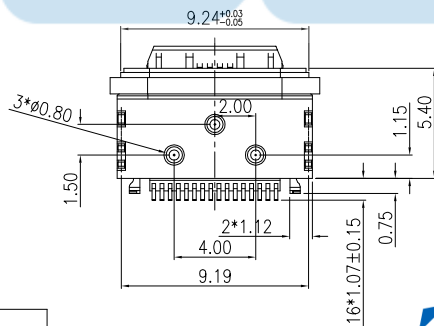


NOTES:

- ELECTRICAL:
 - CONTACT CURRENT RATING 5.0A FOR VBUS AND GND(PINS A4 A9 B4 B9)
 - INSULATION RESISTANCE: 100 MEGAOHMS MIN. AT 250VDC.
 - DIELECTRIC WITHSTANDING VOLTAGE: 100VAC MIN.
 - LOW CONTACT RESISTANCE: INITIAL 40mΩ MAX. AFTER 50mΩ MAX.
- MECHANICAL CHARACTERISTICS:
 - INSERTION FORCE: 5N~20N.
 - EXTRACTION FORCE: 8N~20N FORM 1 TO 1000CYCLES. 6~20N FORM 1001 TO 10000CYCLES.
 - DURABILITY: 10,000 MATING CYCLES
 - OPERATING TEMPERATURE: -55°C TO +85°C
- COPLANARITY: 0.08MAX.
- PART NUMBER INFORMATION:



MATING INTERFACE

PART NUMBER	CONTACT PLATING
	GOLD FLASH
	Au 5u''
	Au 10u''
	Au 15u''
	Au 30u''

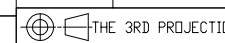
TABLE				
ITEM	PART NAME	QTY	MATERIAL	REMARK
1	SHELL	1PCS	STAINLESS	NICKEL PLATED 50u'' MIN. OVER ALL
2	INSERT HOUSING	1PCS	PA10T	UL94V-0
3	Mid-PLATE	1PCS	STAINLESS	NI PLATED 50u'' MIN. OVER ALL
4	TOP CONTACT	1SET	COPPER ALLOY	SEE NOTES
5	BOTTOM CONTACT	1SET	COPPER ALLOY	
6	RUBBER RING	1PCS	SILICA GEL	BLACK



深圳市步步精科技有限公司

TITLE:	TYPE-C 16P 母座L=6.5板上型 (WP 8) CH1.73		
PART NO.	UC.01.51-11-0010	APPROVED LJP	
TOL.	±	1 PLC2 PLC ANGLE	CHECKED YJF
MATERIAL	SEE TABLE	SCALE	DRAWING LY
FINISH	SEE NOTES	DATE	REV 1
ANGLE	± 2°	DWG. NO.	SHEET NO. 1/2

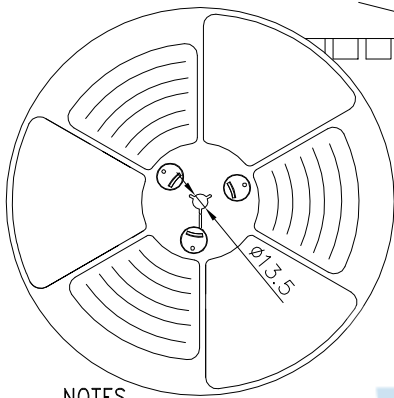
TOLERANCE TABLE	
.X	± 0.15
.XX	± 0.10
.XXX	± 0.05
ANGLE	± 2°



DWG. NO. 0100-2 SHEET NO. 1/2



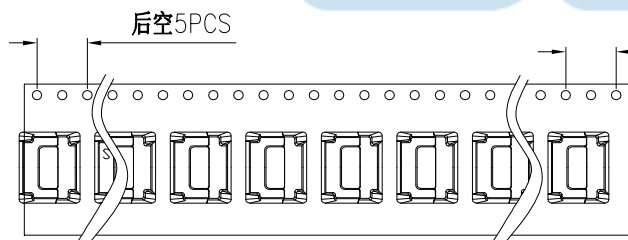
出料方向
PULL OUT DIRECTEON



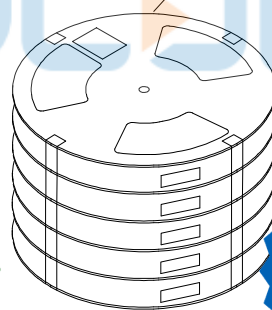
NOTES

1.帶子引導長度
LEAD TAPE LENGTH
出料方向
PULL OUT DIRECTEON

出料方向
PULL OUT DIRECTEON



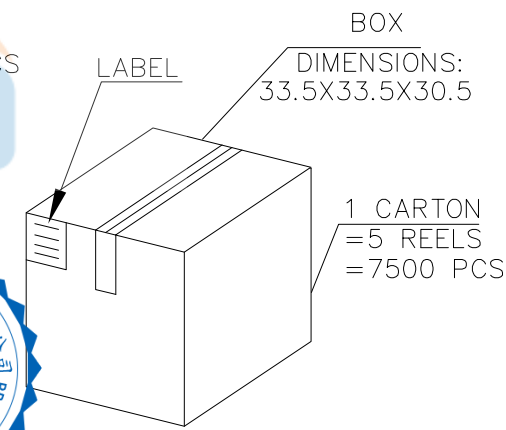
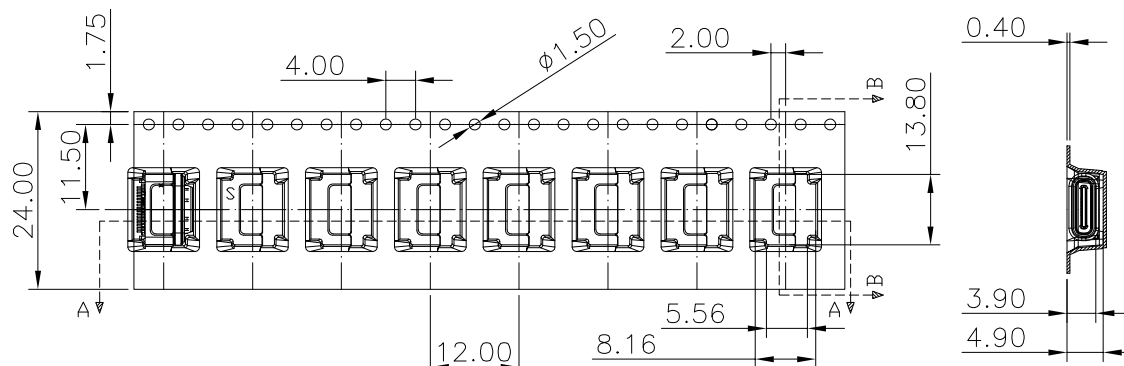
2.上帶 剝力力為: 0.1~1.3N(10.2gf~130gf)
PEELING OFF FORCE OF TOP TAPE:0.1~1.3N(10.2gf~130gf)
出貨運輸過程中一定注意:
THIS REQUIREMENT SHOULD BE APPLIED AT SHIPMENT:
卷帶在運輸過程中不能散開
PEELING OFF SHOULD NOT BE ALLOWED DURING TRANSPORTATION
Net Weight:4.9kg
Gross Weight:7kg



TAPE & REEL 5 PCS
1 REEL= 1500 PCS



REVISION			
LTR	DESCRIPTION	DATE	APP
1	RELEASE		



深圳市步步精科技有限公司					
TITLE	TYPE-C 16P 母座L=6.5板上型 (WP 8) CH1.73				APPROVED
PART NO.	UC.01.51-11-0010			LJP	CHECKED
TOLERANCE TABLE		PLC1	PLC2	ANGLE	UNIT
TOL.	±				mm
.X	±	0.15			
.XX	±	0.10			
.XXX	±	0.05			
ANGLE	±	2°			
THE 3RD PROJECTION				0100-2	SHEET NO. 1/1