

## Surface Mount Schottky Rectifier

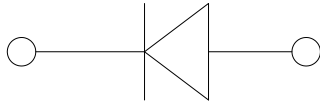


### Features

- Low profile package
- Ideal for automated placement
- Guardring for overvoltage protection
- Low power losses, high efficiency
- High forward surge capability
- Meets MSL level 1, per J-STD-020, LF maximum peak of 260 °C

### Typical Applications

For use in low voltage high frequency inverters, freewheeling, DC/DC converters, and polarity protection applications.



### Mechanical Data

- **Package:** DO-214AC (SMA)  
Molding compound meets UL 94 V-0 flammability rating, RoHS-compliant, halogen-free
- **Terminals:** Tin plated leads, solderable per J-STD-002 and JESD22-B102
- **Polarity:** Cathode line denotes the cathode end

### ■ Maximum Ratings (T<sub>a</sub>=25°C Unless otherwise specified)

PARAMETER	SYMBOL	UNIT	SS								
			32A	33A	34A	35A	36A	38A	310A	315A	320A
Device marking code			SS								
			32A	33A	34A	35A	36A	38A	310A	315A	320A
Repetitive peak reverse voltage	VRRM	V	20	30	40	50	60	80	100	150	200
Average rectified output current @60Hz sine wave, resistance load, TL (FIG.1)	I <sub>O</sub>	A	3.0								
Surge(non-repetitive)forward current @60Hz half-sine wave,1 cycle, T <sub>a</sub> =25°C	I <sub>FSM</sub>	A	70								
Storage temperature	T <sub>stg</sub>	°C	-55 ~+150								
Junction temperature	T <sub>j</sub>	°C	-55~+125				-55 ~+150				

### ■ Electrical Characteristics (T<sub>a</sub>=25°C Unless otherwise specified)

PARAMETER	SYMBOL	UNIT	TEST CONDITIONS	SS							
				32A	33A	34A	35A	36A	38A	310A	315A
Maximum instantaneous forward voltage drop per diode	V <sub>F</sub>	V	I <sub>FM</sub> =3.0A	0.50			0.70		0.85		0.90
Maximum DC reverse current at rated DC blocking voltage per diode@ VRM=VRRM	I <sub>RRM</sub>	mA	T <sub>a</sub> =25°C	0.50				0.10			
			T <sub>a</sub> =100°C	10				5.0			



# SS32A THRU SS320A

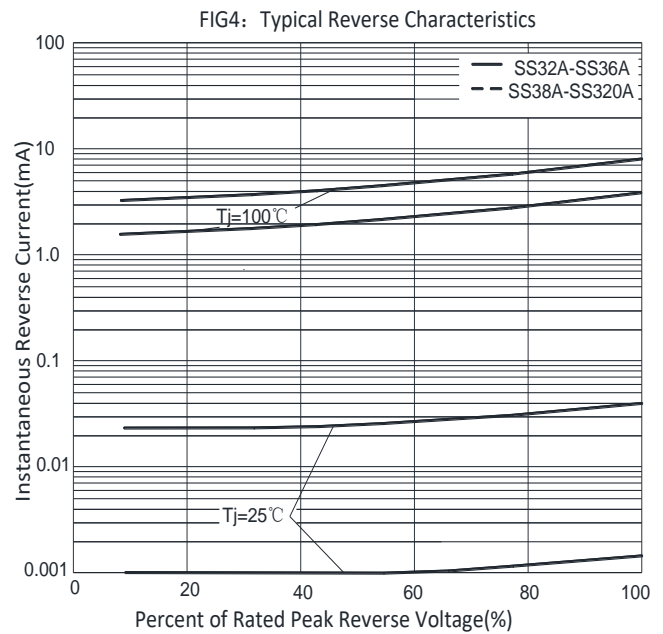
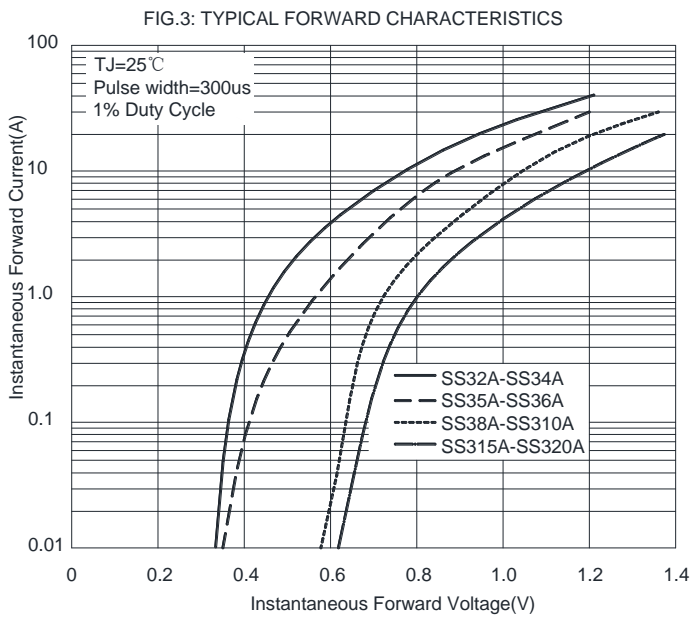
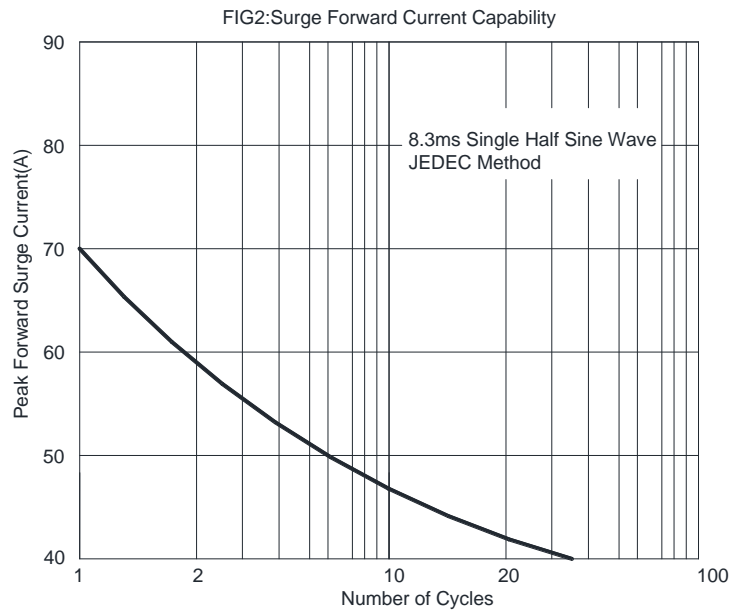
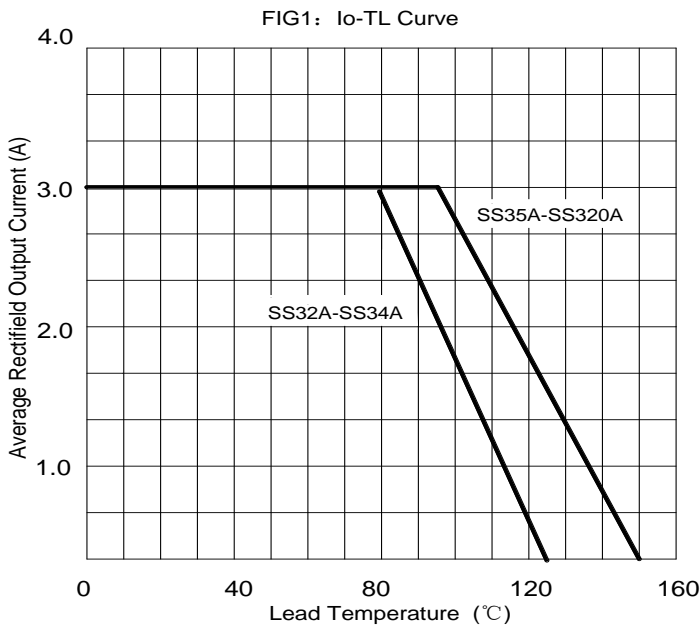
## ■ Thermal Characteristics ( $T_a=25^\circ\text{C}$ Unless otherwise specified)

PARAMETER	SYMBOL	UNIT	SS							
			32A	33A	34A	35A	36A	38A	310A	315A
Thermal resistance	R $\theta$ J-A	$^\circ\text{C}/\text{W}$	55 <sup>(1)</sup>							
	R $\theta$ J-L		17 <sup>(1)</sup>							

Note

(1) Thermal resistance from junction to ambient and from junction to lead mounted on P.C.B. with 0.2" x 0.2" (5.0 mm x 5.0 mm) copper pad areas

## ■ Characteristics (Typical)



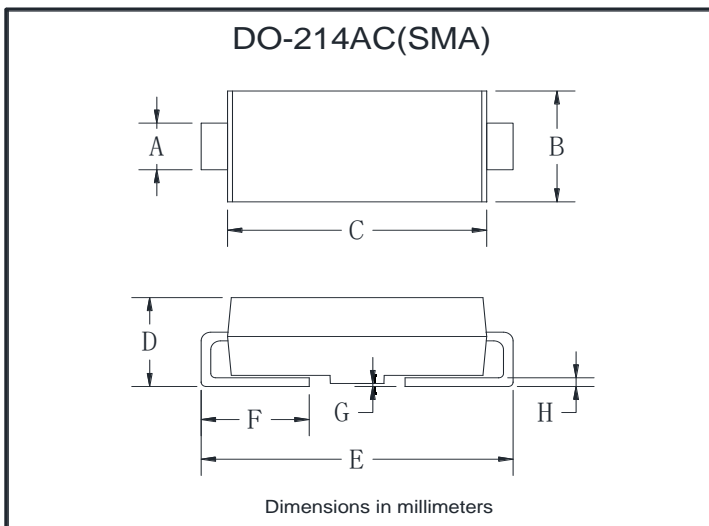


# SS32A THRU SS320A

## ■ Ordering Information (Example)

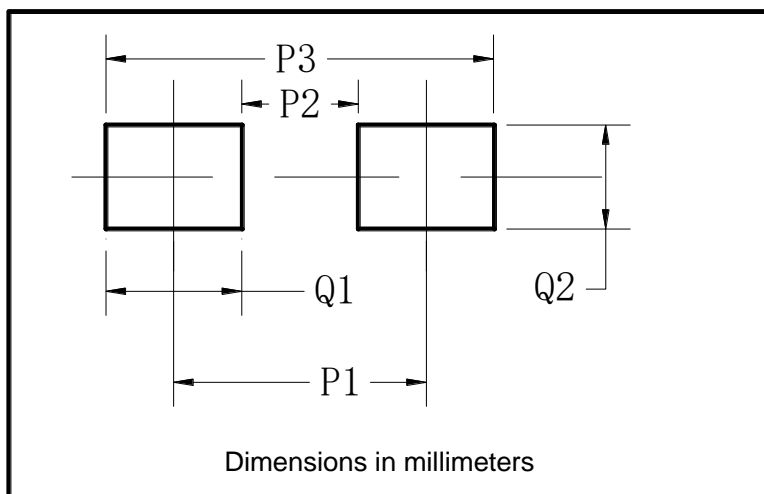
PREFERRED P/N	PACKAGE CODE	UNIT WEIGHT(g)	MINIMUM PACKAGE(pcs)	INNER BOX QUANTITY(pcs)	OUTER CARTON QUANTITY(pcs)	DELIVERY MODE
SS32A-SS320A	F1	Approximate 0.059	5000	10000	80000	13" reel
SS32A-SS320A	F2	Approximate 0.059	7500	15000	120000	13" reel
SS32A-SS320A	F3	Approximate 0.059	7500	15000	60000	13" reel
SS32A-SS320A	F4	Approximate 0.059	1800	7200	57600	7" reel
SS32A-SS320A	F5	Approximate 0.059	2000	8000	64000	7" reel
SS32A-SS320A	F6	Approximate 0.059	5000	10000	100000	13" reel

## ■ Outline Dimensions



DO-214AC(SMA)		
Dim	Min	Max
A	1.25	1.58
B	2.40	2.83
C	4.25	4.75
D	1.90	2.30
E	4.93	5.28
F	0.76	1.41
G	0.08	0.20
H	0.15	0.31

## ■ Suggested Pad Layout



DO-214AC(SMA)	
Dim	Millimeters
P1	4.00
P2	1.50
P3	6.50
Q1	2.50
Q2	1.70



## SS32A THRU SS320A

---

### Disclaimer

The information presented in this document is for reference only. Yangzhou Yangjie Electronic Technology Co., Ltd. reserves the right to make changes without notice for the specification of the products displayed herein to improve reliability, function or design or otherwise.

The product listed herein is designed to be used with ordinary electronic equipment or devices, and not designed to be used with equipment or devices which require high level of reliability and the malfunction of which would directly endanger human life (such as medical instruments, transportation equipment, aerospace machinery, nuclear-reactor controllers, fuel controllers and other safety devices), Yangjie or anyone on its behalf, assumes no responsibility or liability for any damages resulting from such improper use of sale.

This publication supersedes & replaces all information previously supplied. For additional information, please visit our website [http:// www.21yangjie.com](http://www.21yangjie.com) , or consult your nearest Yangjie's sales office for further assistance.